






METAL PANEL WALL
('TIMELESS BRONZE' : BOX-RIB PANEL BODY OF THE BUILDING)



METAL PANEL WALL
('DORIAN GRAY' : FLUSH PANEL ACCENT COLOR AT 'CARVES')



STOREFRONT MULLIONS
('DARK BRONZE')



CLEAR GLAZING
(TYPICAL STOREFRONT GLASS)



GROUND-FACE CMU
('MIDNIGHT' AT SITE WALLS)



CROSS LAMINATED TIMBER
(CLT STRUCTURE INTERIOR VISIBLE FROM EXTERIOR THRU GLAZING)

